

UDVGuard

Control application for DoorPhones

Version: 0.5
Language: English
Date: 2012/01/20
www.alphatech.cz



<http://www.voipsklep.pl>
tel. 536 222 444
tel. 537 222 444
bok@voipsklep.pl

Introduction:

The UDVGard is designed for operating system Android 2.2 or higher.

After installation of the UDV Guard software on your device via Android Market, the software detects if it runs on a mobile phone or on a tablet.

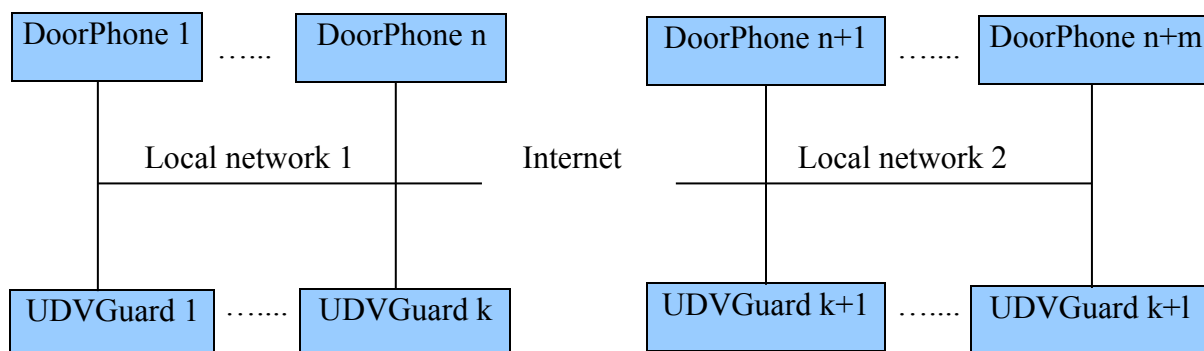
Based on the detection result, the software arranges its user interface.

The types of user interfaces:

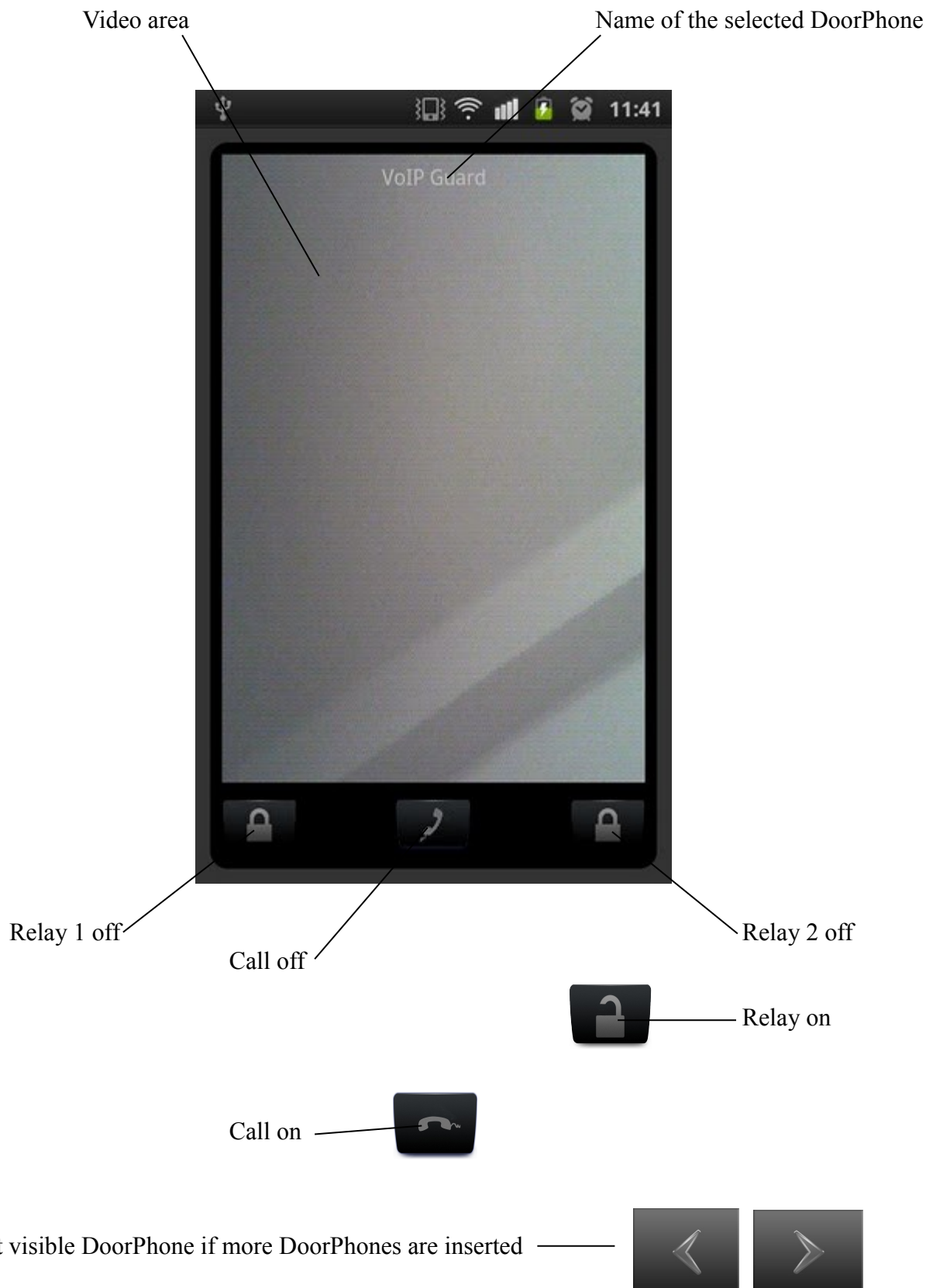
- mobile phone
- tablet

The UDVGard can manage unlimited number of DoorPhones via local computer network or via internet.

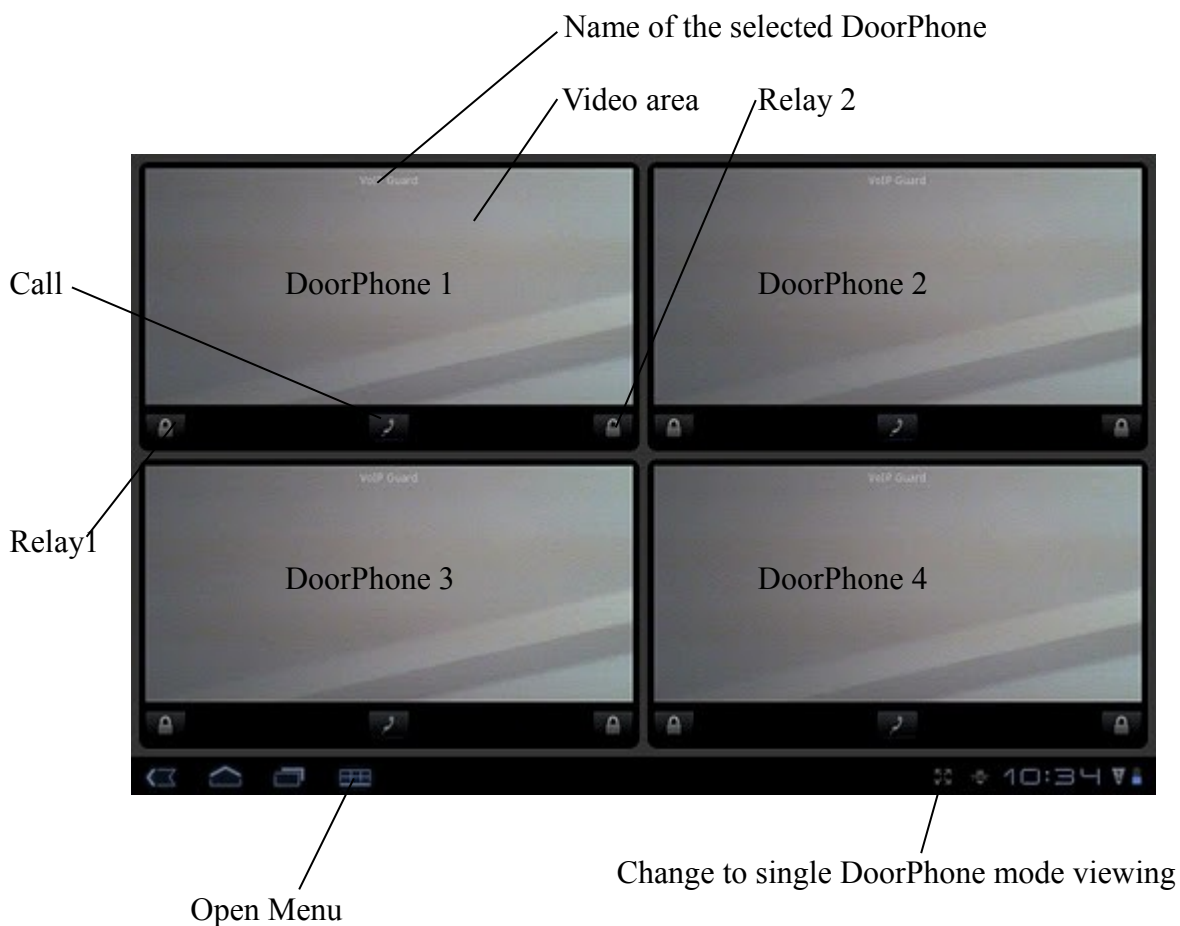
Unlimited number of the UDVGard applications can run simultaneously on one net.



The mobile phone interface:



The tablet interface:



Select visible DoorPhone if more than four DoorPhones are inserted



The Menu:

The user needs to open the Menu of UDVGard by clicking on a specific button on the tablet or mobile, assigned as „Menu“. This button is hardware specific. See hardware manual of the target device.

Items of the Main menu:

- Settings – open Settings of DoorPhones
- Send log – send log file via internet to the technical support if any problem occurs
- Exit – stop UDVGard process and free memory
- About – show About box

Menu Settings:

- DoorPhone management – add and delete doorphones to the list
- PopUp – enable function PopUp (activate application by an incoming call)
- Choose video style – choosing a method used for formatting incoming video from the camera
- Choose audio mode – select mode of SIP connection (Peer-To-Peer/SIP register)
- User details for SIP connections – valid in SIP server mode
- Stun server – special network setting
- Enable outbound proxy – special network setting
- Proxy server – parameters of outbound proxy server

Appendix:

The UDVGard software has been tested on the following mobile phones and tablets:

- Samsung GT-S5570 - Galaxy Mini
- HTC WildFire A3333
- ASUS ICONIATAB A500

If the user needs to use a SIP server, we recommend 3CX software based IP PBX, www.3cx.com.